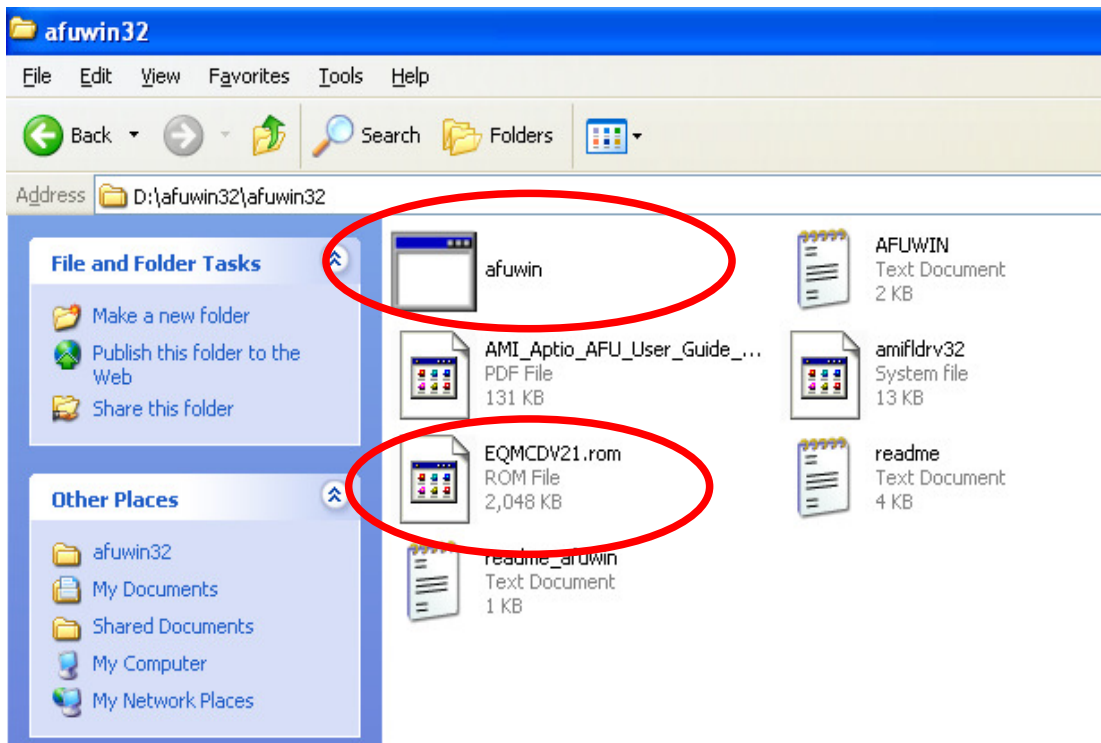


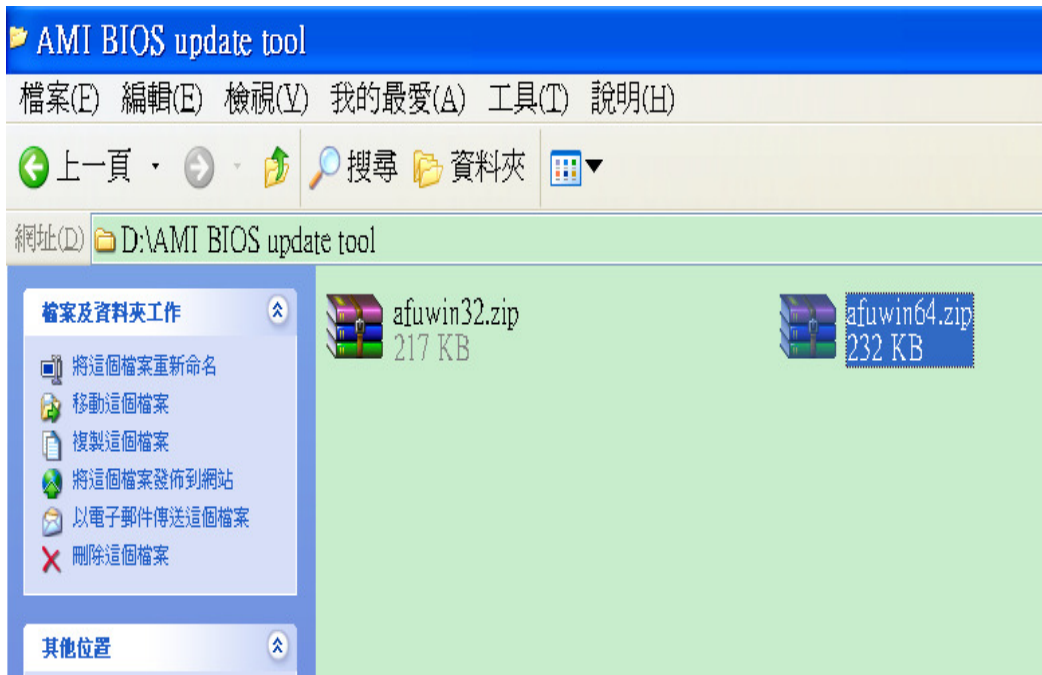
FAQ / Application Note

Subject : How to update AMI BIOS in Windows XP OS	
FAQ Document No: S13006	Date: 2013/04/22
Model Name: All	Rev: A1
Category: <input type="checkbox"/> General <input type="checkbox"/> H/W <input checked="" type="checkbox"/> S/W <input type="checkbox"/> Others, <u>Application</u>	
Purpose: This is used to update new BIOS in Windows instead of DOS.	

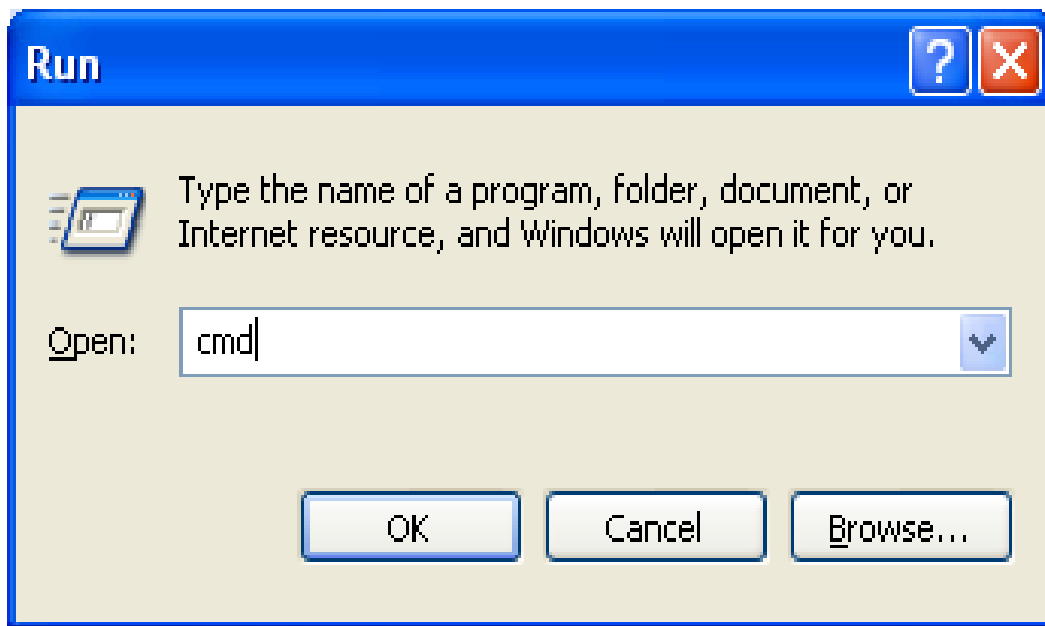
Step 1: Put together the AMI BIOS update tool (afuwin.exe), and the target AMI BIOS (for example, EQMCDV21.rom) which you want to flash into your USB sticker.



Step 2: Please use the tool version which is corresponding to its Windows version (32 or 64bit)



Step 3: Run cmd in Windows Command Prompt.





Step 4: In the place where the update tool and the target BIOS are, please make commands to update, and add the parameters /x /p /n /b in the following

```
C:\WINDOWS\system32\cmd.exe

D:\afuwin32\afuwin32>dir/w
Volume in drive D has no label.
Volume Serial Number is 6AE6-45E6

Directory of D:\afuwin32\afuwin32

[.]                [..]
afuwin.exe         AFUWIN.txt
amifldr32.sys     AMI_Aptio_AFU_User_Guide_NDA.pdf
readme.txt        readme_afuwin.txt
EQMCDU21.rom

                7 File(s)      2,516,220 bytes
                2 Dir(s)   15,571,402,752 bytes free

D:\afuwin32\afuwin32>afuwin eqmcdv21.rom /x /p /b /n
```

Step 5: After the BIOS update procedure is completion as below, please restart your OS, so the new BIOS would take effective.

```
C:\WINDOWS\system32\cmd.exe

D:\afuwin32\afuwin32>dir/w
Volume in drive D has no label.
Volume Serial Number is 6AE6-45E6

Directory of D:\afuwin32\afuwin32

[.]                [..]
afuwin.exe         AFUWIN.txt
amifldr32.sys     AMI_Aptio_AFU_User_Guide_NDA.pdf
readme.txt        readme_afuwin.txt
EQMCDU21.rom

                7 File(s)      2,516,220 bytes
                2 Dir(s)   15,571,402,752 bytes free

D:\afuwin32\afuwin32>afuwin eqmcdv21.rom /x /p /b /n
-----
                AMI Firmware Update Utility v3.01.00
                Copyright (C)2012 American Megatrends Inc. All Rights Reserved.
-----
Reading flash ..... done
- FFS checksums ..... ok
Erasing Boot Block ..... done
Updating Boot Block ..... done
Verifying Boot Block ..... done
Erasing Main Block ..... done
Updating Main Block ..... done
Verifying Main Block ..... done
Erasing NURAM Block ..... done
Updating NURAM Block ..... done
Verifying NURAM Block ..... done

D:\afuwin32\afuwin32>
```

Avalue Technology Inc.

7F, 228, Lian-Cheng Road, Chung Ho City, Taipei, Taiwan R.O.C.

www.avalu.com.tw
sales@avalu.com.tw
Tel:+886-2-82262345
Fax:+886-2-82262777

Avalue Europe
sales.europe@avalu.com.tw
Tel: +45-7025-0310
Fax: +45-4975-5026

Avalue USA
sales@avalu-usa.com
Tel: +1-732-578-0200
Fax: +1-732-578-0250

BCM Advanced Research
BCM5Sales@bcmcom.com
Tel: +1-949-470-1888
Fax: +1-949-470-0971

Avalue China
sales.china@avalu.com.cn
Tel: +86-21-5426-3399
Fax: +86-21-6495-0370